



FOR THE SCOPE OF
ACCREDITATION UNDER NVLAP LAB
CODE 100402-0.

REPORT

3933 US ROUTE 11 CORTLAND, NEW YORK 13045

Project No. G100082487

Date: February 23, 2011

REPORT NO. 100082487CRT-003C

TEST OF ONE MODEL OF LED LAMPS

MODEL NO. AE26R163060

RENDERED TO

NEXXUS LIGHTING INC.
124 FLOYD SMITH DRIVE
SUITE 300
CHARLOTTE, NC 28262

TEST: Distribution, Minimum Light Output, Electrical Measurements, Color, Color Spatial Uniformity, Rapid Cycle Stress Test, Transient, Lumen and Color Maintenance to 6000 hours, and In-Situ Maximum Temperature Measurements as required to the Energy Star Integral LED Lamp Criteria: Version 1.3.

LABORATORY NOTE: The laboratory that conducted the testing detailed in this report has been Qualified, Verified, and Recognized for LM-79 Testing for ENERGY STAR for SSL by US DOE's CALiPER program.

STATEMENT OF LIMITATION: This report must not be used by the client to claim product certification, approval, or endorsement by NVLAP, NIST, or any agency of the federal government.

AUTHORIZATION: The testing performed was authorized by signed quote number 500222294.

STANDARDS USED: The following American National Standards or Illuminating Engineering Society of North America Test Guides were used in part or totally to test each specimen:

ANSI/IEEE C62.41: 1991 Recommended Practice on Surge Voltages in Low – Voltage AC Circuits
IESNA LM-79: 2008 Approved Method for Electrical and Photometric Measurements of Solid-State Lighting Products
ANSI NEMA ANSLG C78.377: 2008 Specifications of the Chromaticity of Solid State Lighting Products
UL 1598: 2008 Standard for Safety: Luminaires
ANSI C79.1: 2002 Nomenclature for Glass Bulbs Intended for Use with Electric Lamps
ANSI C78.20: 2003 A, G, PS and Similar Shapes with E26 Medium Screw Bases
ANSI C78.21: 2003 PAR and R Shapes
ANSI C78.24: 2001 Two-inch Integral-Reflector Lamps with Front Covers and GU5.3 or GX5.3 Bases

DESCRIPTION OF SAMPLE: The client submitted 28 samples of model number AE26R163060. The samples were received by Intertek on April 9, 2010, in undamaged condition, and 26 samples were tested as received. The sample designations were N4893LP through L49212P, and N4915LP through N4920LP.

DATES OF TESTS: April 19, 2010 through February 17, 2011.

This report is for the exclusive use of Intertek's Client and is provided pursuant to the agreement between Intertek and its Client. Intertek's responsibility and liability are limited to the terms and conditions of the agreement. Intertek assumes no liability to any party, other than to the Client in accordance with the agreement, for any loss, expense or damage occasioned by the use of this report. Only the Client is authorized to copy or distribute this report and then only in its entirety. Any use of the Intertek name or one of its marks for the sale or advertisement of the tested material, product or service must first be approved in writing by Intertek. The observations and test results in this report are relevant only to the sample tested. This report by itself does not imply that the material, product, or service is or has ever been under an Intertek certification program. Measurement uncertainty budgets have been determined for applicable test methods and are available upon request.

SUMMARY

Model Number :	AE26R163060
Model Description Category :	Directional – R
Intended to Replace:	R16 – 16W*
Rated Life on Packaging:	50,000 Hours

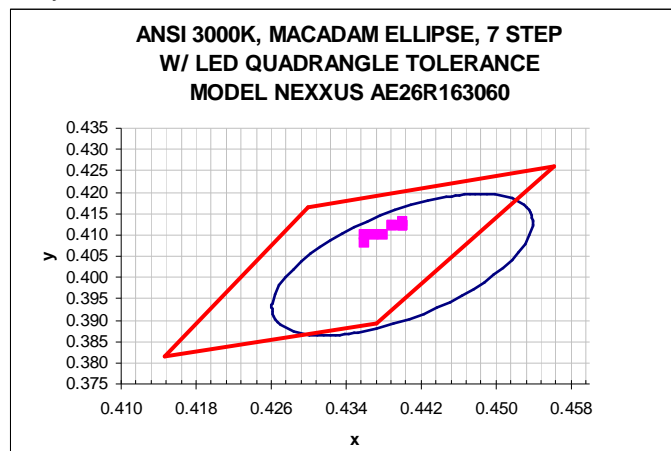
Criteria	Result	Status
Operating Voltage	120.0Vac	Complies
Minimum Light Output	162.7	N/A*
Lumen Efficacy	60.40	Complies
Power Factor	0.524	Complies
LED Operating Frequency	120 Hz	Complies
Noise	21.3dBA	Complies
Maximum Lamp Diameter	1.964 In.	N/A*
Maximum Overall Length (MOL)	2.267 In.	N/A*
Color Spatial Uniformity – for directional lamps only	Max $\Delta = 0.002$	Complies
Maximum In-Situ Source Temperature	67.5°C	Complies
Lumen Maintenance at 3000 Hours Life	102.7%	Complies
Color Maintenance at 3000 Hours Life	Max $\Delta = 0.001$	N/A
Lumen Maintenance at 6000 Hours Life	103.2%	Complies
Color Maintenance at 6000 Hours Life	max $\Delta = 0.002$	Complies
Lumen Maintenance at 12500 Hours Life	TBD	TBD
Color Maintenance at 12500 Hours Life	TBD	N/A

Criteria	Status
Transient Protection	Complies
Rapid Cycle Stress Test for 25,000 Hour Rating	Complies
Rapid Cycle Stress Test for 50,000 Hour Rating	Complies

*Note: Not a standard lamp in ANSI C78.21:2003

Additional Color Information

Property	Result	Status
Color Rendering Index (Ra)	83.96	Complies
CRI - R9	40.13	Complies
Duv	0.002	Complies
Correlated Color Temperature	3027K	Complies for 3000K
Chromaticity Coordinate - x	0.439	Complies
Chromaticity Coordinate - y	0.411	Complies
Chromaticity Coordinate – u'	0.249	--
Chromaticity Coordinate – v'	0.524	--



ENERGY STAR REQUIREMENTS

For All Lamp Types

Criteria Measured	Quantity	Specified Value		
Correlated Color Temperature (CCT) and Duv	10 samples per model (5 base up, 5 base down) 9 of 10 must pass	Rated CCT	Target CCT (K) and tolerance	Target Duv and tolerance
		2700K	2725 ± 145	0.000 ± 0.006
		3000K	3045 ± 175	0.000 ± 0.006
		3500K	3465 ± 245	0.000 ± 0.006
		4000K	3985 ± 275	0.000 ± 0.006
Color Rendering Index (CRI)	10 samples per model (5 base up, 5 base down) 9 of 10 must pass	Minimum Ra = 80 R9 > 0		
Power Factor	10 samples per model (5 base up, 5 base down) average must pass	≤ 5W and low voltage lamps, no minimum > 5W, ≥ 0.70 minimum		
LED Operating Frequency	1 sample	≥ 120 Hz		
Audible Noise	1 sample	Class A sound rating		
Transient	5 samples	Survive 7 strikes of a 2.5kV, 100kHz Ringwave		
Operating Voltage	all	Ac: 120V, 240V, 277V, 12V or 24Vac Dc: 12V or 24V		
Color Maintenance	10 samples per model (5 base up, 5 base down) 9 of 10 must pass	At 6000 hours, u'v' cannot vary more than 0.007		
Rapid Cycle Stress Test	10 samples per model (5 base up, 5 base down) 9 of 10 must pass	Survive minimum amount of cycles		
Lumen Maintenance at 3000 Hours – Interim Qualification	10 samples per model (5 base up, 5 base down)	Average of 10 lamps ≥ 95.8% (Note: Decorative category ≥ 93.1%)		
Maximum In-Situ Temperature (for early initial qualification only)	1 sample	Measured maximum temperature in-situ must be below LED chip manufacturer's specifications		

For All Lamp Types – Additional Optional Lumen Maintenance Requirements for Life Claims over 25,000 Hours

Minimum Test Period (hours)	Minimum Lumen Maintenance (%)	Maximum L70 Life Claim Hours
7500	91.2	30,000
8750	91.5	35,000
10000	91.5	40,000
12500	91.8	50,000

For Directional Lamp Types - BR, ER, K, MR, PAR, R or any lamp having ≥ 80% of light output within 120° cone

Criteria Measured	Quantity	Specified Value
Minimum Luminous Efficacy - Directional	10 samples per model (5 base up, 5 base down) 9 of 10 must pass	≤ 20/8 inch diameter = 40 lm/W minimum > 20/8 inch diameter = 45 lm/W minimum
Minimum Light Output – BR, ER, K, R	10 samples per model (5 base up, 5 base down) 9 of 10 must pass	Minimum Lumens = target wattage x 10
Minimum Center Beam Intensity – PAR and MR-16	1 sample	Must use Energy Star's Center Beam Tool
Color Spatial Uniformity	1 sample	≤ 0.006 of average weighted u' v'
Maximum Lamp Diameter	1 sample	Not to exceed target lamp diameter
Maximum Overall Length (MOL)	1 sample	Not to exceed target lamp length
Lumen Maintenance <10W at 25°C Lumen Maintenance ≥10W at 45°C	10 samples per model (5 base up, 5 base down) average must pass	≥ 95.8% at 3000 Hours for optional early qual. ≥ 91.8% at 6000 Hours (25000 Hour Rating) ≥ 91.8% at 12500 Hours (50000 Hour Rating)

EQUIPMENT LIST

Equipment Used	Model Number	Control Number	Last Calibration Date	Calibration Due Date
Xitron Power Analyzer	2503H	E235	04/09/10	04/09/11
Yokogawa Power Analyzer	WT1600	E462	06/11/10	06/11/11
Labsphere Diode Array	DAS 1100	N714	Before Use	Before Use
Labsphere CDS 1100 CCD Spectroradiometer	CDS1100	--	Before Use	Before Use
LSI High Speed Mirror Goniophotometer	6440	--	Before Use	Before Use
Data Precision Digital Voltmeter	3600	V124	02/17/11	02/17/12
Fluke Multimeter	45	M133	02/17/11	02/17/12
Lecroy Oscilloscope	WAVEACE 232	E461	04/09/10	04/09/11
Fluke Temperature Meter	52	T801	06/11/10	06/11/11
Kikusui DC Power Supply	35-10L	E160	---	---
Sorenson DC Power Supply	DLM150-20E	--	---	---
Elgar AC Power Supply	CW1251	---	---	---
UDT Optometer	S370	N301	Before Use	Before Use
Keytek ECAT Surge Test System including:				
100kHz Ring Wave Module	E503	W147	4/21/10	04/21/11
Coupler/Decoupler Module	E551	W148	4/21/10	04/21/11
ITS Two Meter Diameter Integrating Sphere	---	N308	Before Use	Before Use
NIST Luminous Flux Standard Sources	---	150-14, 8043, 8830	03/17/10	03/17/11
NIST Spectral Flux Standard Source	RF0605	---	11/29/06	100 hours of use
Intertek CFL Life Facility including:				
Fluke Multimeter	87III	M145	03/12/10	03/12/11
Hourmeter	Cramer	Q087	07/08/10	07/08/11
SSAC Programmable Timers	RS4A33	---	---	---
Bruel & Kjaer Mediator Sound Level Meter	2238	A228	03/25/10	03/25/11
Bruel & Kjaer Calibrator	4231	A227	03/22/10	03/22/11

TEST METHODS

Seasoning in Sample Orientation – LED Products

No seasoning was performed in accordance with IESNA LM-79

Photometric and Electrical measurements – Distribution Method

A LSI Type C High Speed Model 6440 Mirror Goniometer was used to measure the intensity (candelas) at each angle of distribution for each sample.

Ambient temperature was measured equal to the height of the sample mounted on the Goniometer equipment. Each sample was operated at input rated voltage in its designated orientation. Each sample was allowed to stabilize for at least thirty minutes before measurements were made. Electrical measurements including voltage, current, and power were measured using the Xitron or Yokogawa Power Analyzer.

Some graphics were created with Photometrics Plus software.

Photometric and Electrical Measurements – Integrating Sphere Method

A Labsphere Model DAS 1100 Diode Array Spectroradiometer and Two Meter or Ten Foot Sphere was used to measure correlated color temperature, chromaticity coordinates, and the color rendering index for each SSL unit.

Ambient temperature was measured at a position inside the sphere. Each SSL unit was operated on the client provided driver at the rated input voltage in its designated orientation. Each SSL unit was allowed to stabilize for at least thirty minutes before measurements were made. Electrical measurements including voltage, current, and power were measured using the Xitron or Yokogawa Power Analyzer.

The calibration of the sphere photometer-spectroradiometer system is traceable to the National Institute of Standards and Technology.

Transient Protection Test at Ambient Temperature (25°C +/- 1°C)

The transient protection tests at ambient temperature were performed on five lamp samples. The Lecroy Oscilloscope was used to measure the transient surge pulse. Each lamp was operated at rated input voltage in the base - up orientation during the tests. A Model Keytek ECAT Surge Test System with an 100kHz Ring Wave Module and a Coupler/Decoupler Module was used to generate the 2500 volt ring wave transient strike across the lamp base contacts. Each wave consisted of a 0.5 microsecond rise time. Seven strikes were performed on each lamp sample in accordance with ANSI/IEEE C62.41 (Category A): Recommended Practice on Surge Voltages in Low – Voltage AC Circuits.

TEST METHODS (cont'd)

Operating Frequency

Operating frequency was measured on one lamp sample with an oscilloscope. The measurement was taken at the LED source. The AC ripple on the output DC line was measured and recorded by the oscilloscope according to Energy Star directions.

Sound Level Test

Each test sample was operated at rated input voltage for one and one half hours prior to testing for sound. A Type 2238 Bruel and Kjaer Sound Level Meter was used to measure the overall dBA Sound Level from the ballast at a distance of 12 inches.

Note: There are no current industry standards for sound ratings of ballasts/drivers. However, the major ballast manufacturers assign a letter rating of A (quietest) through F (noisiest) to their products. The table below can be used to estimate ballast noise. If many identical ballasts are in the same space, the combined sound level can be found by adding ten times the logarithm of the number of ballasts to the intensity level of one ballast (in dB). Therefore 20 B-rated ballasts in a space may have an intensity level of 25 dB + 10 log (20) = 38 dB.

<u>Fluorescent Ballast Sound Ratings</u>	
<u>Sound Ratings</u>	<u>Average Noise Rating (dBA)</u>
A	20-24
B	25-30
C	31-36
D	37-42
E	43-48
F	49 and up

Rapid Cycle Stress Test

Ten lamps were placed on the life test racks for a period of 25000 cycles. Each cycle consisted of a two-minutes-on/two-minutes-off time period. The lamps were cycled once for every two hours of rated (L70) life. Additional cycling periods may be requested by the client for higher life ratings.

In-Situ Maximum LED Source Point Temperature

Led source operating temperature measurements were taken on one test sample per model with a thermocouple and Fluke 87 temperature meter. The SSL sample was allowed to reach thermal equilibrium for seven hours before measurements were taken. Source temperature measurements were measured at the $T_{MP_{PS}}$ or T_S point as indicated by the included diagram in accordance with manufacturers declared hot spot location. The maximum temperature was recorded for the sample. A simulated ceiling or other enclosure may be used in accordance to UL 1598 as applicable.

Color and Lumen Maintenance at 3000 Hours and 6000 Hours

Ten lamps were placed on the life racks in their designated positions for an elapsed period of 3000 hours. Lamps were operated steady state (no cycling) for a period of 3000 hours. Lamps under 10 watts and decorative type lamps were operated at 25°C. The lamps were then re-measured for lumens at ambient temperature (25°C +/- 1°C). The lamps were placed back on the life racks in their designated positions for an elapsed period equal to 6000 hours. The lamps were then re-measured for lumens. Additional lumen maintenance periods may be requested by the client for higher life ratings.

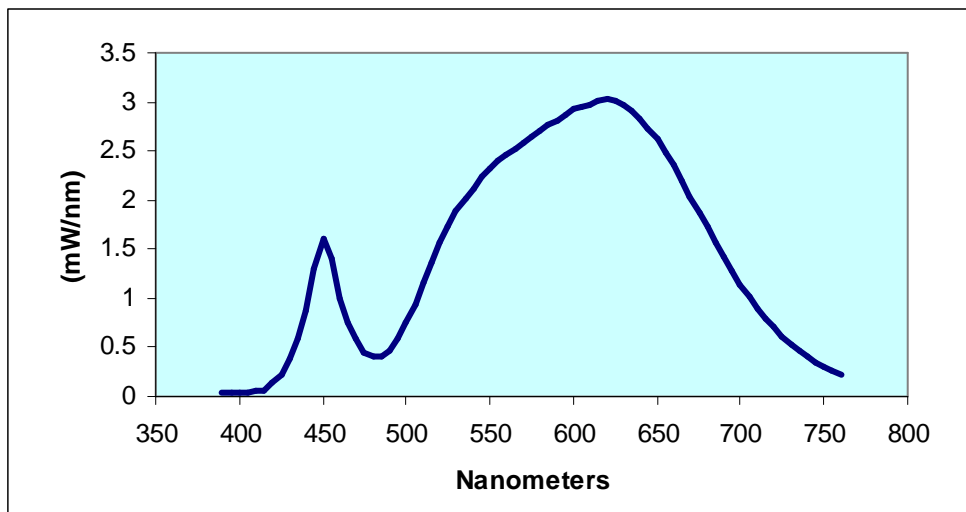


RESULTS OF TESTS

Spectral Distribution over Visible Wavelengths

nm	mW/nm	nm	mW/nm	nm	mW/nm	nm	mW/nm
NEXXUS							
390	0.0435	500	0.7462	610	2.9801	720	0.7049
395	0.0323	505	0.9458	615	3.0088	725	0.6182
400	0.0431	510	1.1583	620	3.0228	730	0.5367
405	0.0447	515	1.3711	625	3.0023	735	0.4730
410	0.0522	520	1.5651	630	2.9660	740	0.4104
415	0.0710	525	1.7382	635	2.9072	745	0.3554
420	0.1392	530	1.8878	640	2.8308	750	0.3123
425	0.2310	535	2.0126	645	2.7346	755	0.2685
430	0.3828	540	2.1225	650	2.6224	760	0.2322
435	0.5809	545	2.2294	655	2.4925		
440	0.8669	550	2.3179	660	2.3508		
445	1.2994	555	2.3975	665	2.1945		
450	1.6115	560	2.4689	670	2.0321		
455	1.4091	565	2.5329	675	1.8740		
460	0.9995	570	2.5933	680	1.7235		
465	0.7582	575	2.6422	685	1.5713		
470	0.5855	580	2.6964	690	1.4202		
475	0.4540	585	2.7593	695	1.2781		
480	0.4001	590	2.8182	700	1.1399		
485	0.4124	595	2.8730	705	1.0198		
490	0.4691	600	2.9250	710	0.8964		
495	0.5815	605	2.9571	715	0.7929		

NEXXUS
Sample No. N4893LP
Model No. AE26R163060
Spectral Data Over Visible Wavelengths



RESULTS OF TESTS (cont'd)

Photometric Measurements at 25°C – Integrating Sphere Method

Intertek Sample No.	Base Orientation	Input Voltage (Vac)	Input Current (ma)	Input Power (W)	Input Power Factor	Current ATHD (%)	Luminous Flux (Lumens)	Lumen Efficacy (Lumens per Watt)
AE26R163060								
N4893LP	Up	120.0	24.23	2.69	0.924	38.25	163.8	60.89
N4894LP	Up	120.0	24.27	2.69	0.924	38.50	163.1	60.63
N4895LP	Up	120.0	24.43	2.71	0.924	38.50	163.2	60.22
N4896LP	Up	120.0	24.23	2.69	0.924	38.56	164.0	60.97
N4897LP	Up	120.0	24.49	2.71	0.924	38.50	162.8	60.07
Average	Up	120.0	24.33	2.70	0.924	38.46	163.4	60.56
N4898LP	Down	120.0	24.13	2.68	0.924	38.58	160.0	59.70
N4899LP	Down	120.0	24.37	2.70	0.924	38.56	162.0	60.00
N4900LP	Down	120.0	24.19	2.68	0.924	38.57	164.0	61.19
N4901LP	Down	120.0	24.32	2.69	0.924	38.52	163.3	60.71
N4902LP	Down	120.0	24.34	2.70	0.924	38.57	161.0	59.63
Average	Down	120.0	24.27	2.69	0.924	38.56	162.1	60.25
Average	All	120.0	24.30	2.69	0.924	38.51	162.7	60.40

Intertek Sample No.	Base Position	Correlated Color Temperature (K)	CRI -Ra	CRI -R9	Duv	CIE 31' Chromaticity Coordinate (x)	CIE 31' Chromaticity Coordinate (y)	CIE 76' Chromaticity Coordinate (u')	CIE 76' Chromaticity Coordinate (v')
AE26R163060									
N4893LP	Up	3011	83.60	39.10	0.003	0.440	0.412	0.249	0.525
N4894LP	Up	3034	84.00	41.60	0.002	0.438	0.410	0.248	0.524
N4895LP	Up	3042	84.00	39.64	0.002	0.437	0.410	0.248	0.524
N4896LP	Up	3014	84.00	39.00	0.003	0.440	0.412	0.249	0.525
N4897LP	Up	3010	84.00	36.94	0.002	0.440	0.412	0.249	0.525
Average	Up	3022	83.92	39.26	0.002	0.439	0.411	0.249	0.524
N4898LP	Down	3009	84.00	39.20	0.003	0.440	0.413	0.249	0.525
N4899LP	Down	3023	84.00	38.10	0.003	0.439	0.412	0.249	0.525
N4900LP	Down	3054	84.00	40.10	0.002	0.436	0.410	0.248	0.523
N4901LP	Down	3050	84.00	41.10	0.002	0.436	0.408	0.248	0.523
N4902LP	Down	3019	84.00	38.90	0.003	0.439	0.412	0.249	0.525
Average	Down	3031	84.00	39.48	0.002	0.438	0.411	0.249	0.524
Average	All	3027	83.96	39.37	0.002	0.439	0.411	0.249	0.524

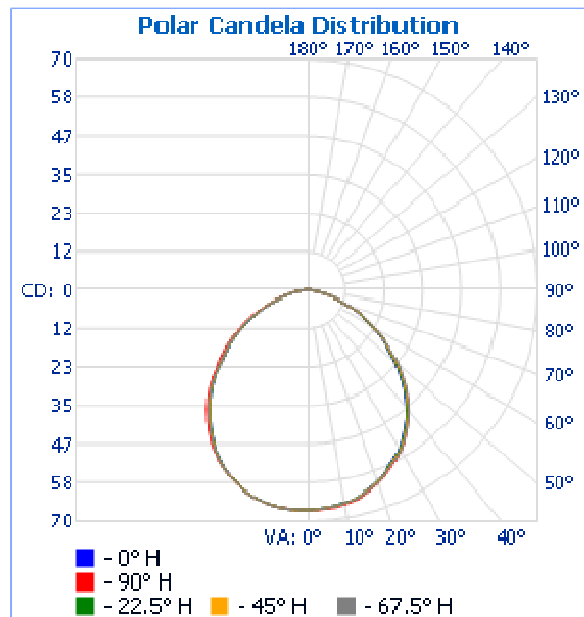
RESULTS OF TESTS (cont'd)

Photometric and Electrical Measurements – Distribution Method

Intertek Sample No.	Base Orientation	Input Voltage (Vac)	Input Current (mA)	Input Power (Watts)	Input Power Factor	Absolute Luminous Flux (Lumens)	Lumen Efficacy (Lumens Per Watt)
AE26R163060							
N4893LP	UP	120.0	24.205	2.6854	0.9245	169.3	63.05

Intensity (Candlepower) Summary at 25°C - Candelas

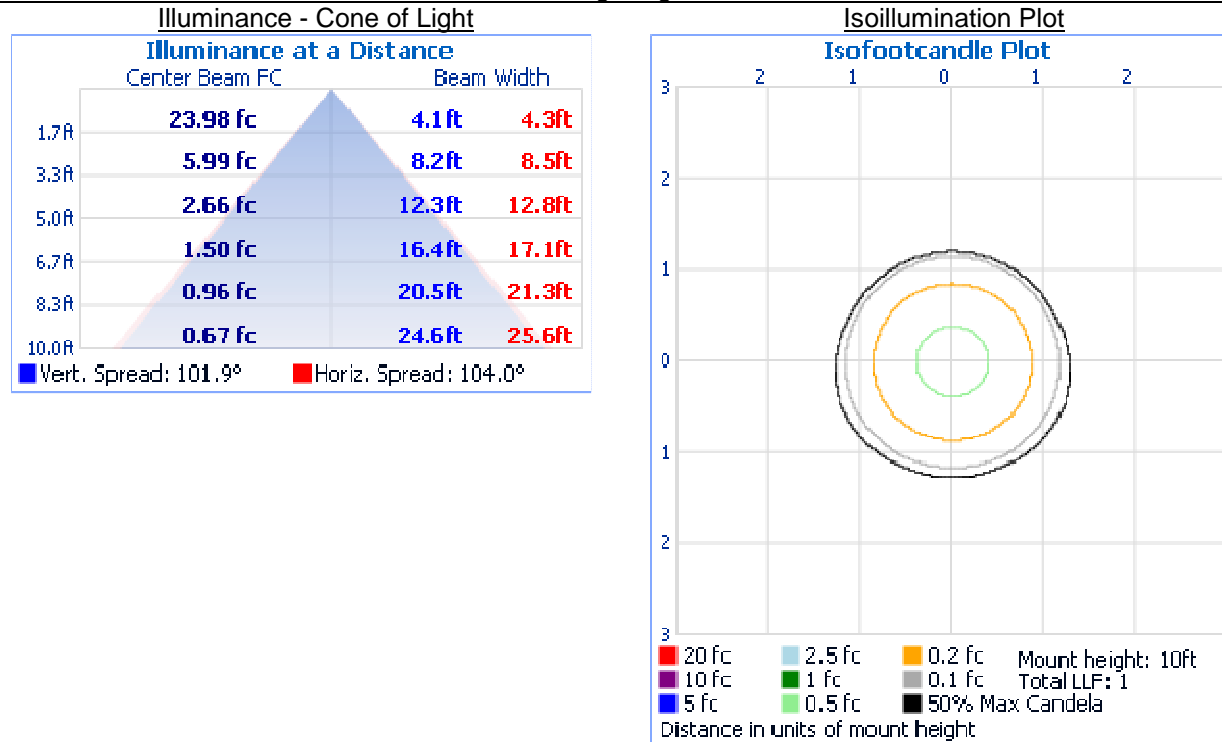
Angle	0	22.5	45	67.5	90
AE26R163060					
0	67	67	67	67	67
5	66	66	66	66	66
10	66	66	66	66	66
15	64	64	64	64	64
20	62	62	62	62	62
25	59	59	59	59	60
30	56	56	56	56	56
35	51	52	52	52	52
40	47	47	47	48	47
45	41	41	42	42	42
50	35	36	36	37	36
55	29	30	30	30	30
60	23	24	24	24	24
65	18	18	18	19	18
70	13	13	13	13	13
75	8	8	8	8	8
80	4	4	4	4	4
85	1	1	1	1	1
90	0	0	0	0	0



RESULTS OF TESTS (cont'd)

Illumination Plots

Model No.: AE26R163060
Mounting Height: 10 ft.



Zonal Lumen Summary and Percentages at 25°C

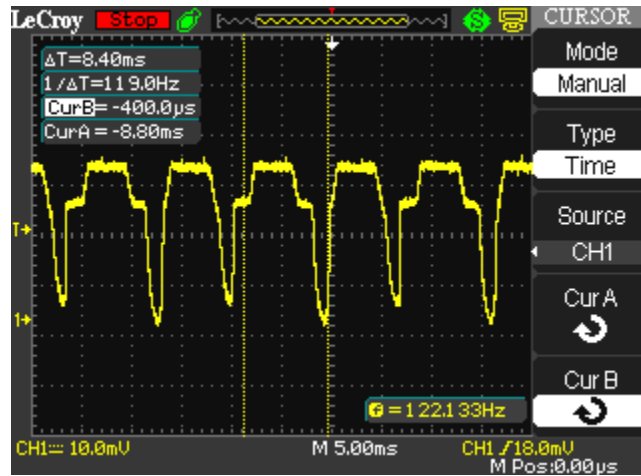
Zone	Lumens	% Luminaire
AE26R163060		
0-30	51.8	30.6
0-40	84.0	49.6
0-60	142.0	83.9
60-90	27.3	16.1
0-90	169.3	100.0
90-180	0.0	0.0
0-180	169.3	100.0

Reflector Summary

	Efficiency (%)	Lumens	Horizontal Spread (°)	Vertical Spread (°)
AE26R163060				
Field (10%):	98.1	166.0	153.1	152.3
Beam (50%):	70.8	119.9	104.0	101.9
Total:	100.0	169.2		

RESULTS OF TESTS (cont'd)

Operating Frequency Measurements at 25°C after 100 Hours Seasoning



Intertek Sample No.	Base Orientation	Operating Frequency (Hz)
AE26R163060		
N4916LP	Base Up	122

Transient Protection Tests

Intertek Sample No.	Transient Protection Test - Seven Strikes
AE26R163060	
N4915LP	Pass
N4916LP	Pass
N4917LP	Pass
N4918LP	Pass
N4919LP	Pass

Noise to Class A

Intertek Sample No	Measured Noise Level (dBA)
AE26R163060	
N4920LP	21.3

Maximum Dimensions

Dimension	AE26R163060	R16 16W
Maximum Diameter	1.964 in.	Not a standard lamp
Maximum Overall Length (MOL)	2.267 in.	Not a standard lamp

RESULTS OF TESTS (cont'd)

In-Situ Maximum Measured LED Source Point Temperature

Manufacturer Supplied Documentation:

LED identified as: Citizen Electronics NL-L261-MU1L1-A-T

4. Performance

(1) Absolute Maximum Rating

Parameter	Symbol	Rating Value	Unit
Power Dissipation	P_d	108	mW
Forward Current	I_F	30	mA
Forward Pulse Current *	I_{FP}	100 *	mA
Reverse Voltage	V_R	5	V
Operating Temperature	T_{op}	-30 ~ +85	°C
Storage Temperature	T_{st}	-40 ~ +100	°C
Junction Temperature	T_j	120	°C

*Duty \leq 1/10, Pulse width \leq 0.1 msec

* $T_j = T_s + R_{j-s} \times P_d$ (D.C.driving) * T_s : Temperature of Thermal terminal

(2) Electro-optical Characteristic

($T_s=25^\circ\text{C}$)

Parameter	Symbol	Condition	MIN	TYP	MAX	Unit
Forward Voltage	V_F	$I_F=20\text{mA}$	2.8	3.2	3.6	V
Reverse Current	I_R	$V_R=5\text{V}$	-	-	100	μA
Luminous Flux	Φ_V	$I_F=20\text{mA}$	5.25	6.00	6.75	lm
General Color Rendering Index	R_a *	$I_F=20\text{mA}$	80	85	-	-

*[CIE13.3-1995]

V_F Rank	Min	Max
Q	2.80	3.20
R	3.20	3.60

(3) Thermal Resistance (Junction-Solder terminal) $R_{j-s}=160^\circ\text{C/W}$

RESULTS OF TESTS (cont'd)


In-Situ Maximum Measured LED Source Point Temperature

Maximum Junction Temperature from LED specification (T_j) = 120°C
 Thermal Resistance Formula from LED specification = 160 C/W
 Maximum Forward Voltage (V_f) from LED specification = 3.6V
 Measured LED Current = 16 ma
 Calculated LED Wattage = $V_f \times \text{Measured LED Current} = 0.0576\text{W}$
 Maximum Source Temperature (T_s) = $T_j - (\text{LED Wattage} \times \text{Thermal Resistance}) = 111\text{C}^\circ$


Maximum Measured Manufacturer Designated Source Temperature

Sample No.	Model	Maximum Measured Source Temperature (C°)	Location	Maximum Rated Source Temperature (C°)
N4919LP	AE26R163060	67.5	At solder point	111

In-Situ Picture



In-Situ Picture – T_s Location



RESULTS OF TESTS (cont'd)

Color Spatial Uniformity

Sample No: AE26R163060

Model No.: N4893LP

Vertical Angle (°)	Horizontal Angle = 0°			Horizontal Angle = 90°		
	Candlepower (cd)	CIE' 1976 Chromaticity u'	CIE' 1976 Chromaticity v'	Candlepower (cd)	CIE' 1976 Chromaticity u'	CIE' 1976 Chromaticity v'
0	67	0.2477	0.5228	67	0.2477	0.5228
10	66	0.2477	0.5228	66	0.2482	0.5229
20	62	0.2481	0.5232	62	0.2478	0.5233
30	56	0.2477	0.5239	56	0.2481	0.5242
40	47	0.2486	0.5247	47	0.2473	0.5253
50	35	0.2493	0.5258	35	0.2486	0.5264
60	24	0.2501	0.5265	23	0.2497	0.5269
70	13	0.2487	0.5268	13	0.2494	0.5271

Weighted Average

u'	v'
0.2485	0.5250

Vertical Angle (°)	Horz. 0 Δu'	Horiz. 0 Δv'	Horz. 90 Δu'	Horiz. 90 Δv'
0	-0.0008	-0.0022	-0.0008	-0.0022
10	-0.0008	-0.0022	-0.0003	-0.0021
20	-0.0004	-0.0018	-0.0007	-0.0017
30	-0.0008	-0.0011	-0.0004	-0.0008
40	0.0001	-0.0003	-0.0012	0.0003
50	0.0008	0.0008	0.0001	0.0014
60	0.0016	0.0015	0.0012	0.0019
70	0.0002	0.0018	0.0009	0.0021

Rapid Cycle Stress Test

Intertek Sample No.	Base Position	Number of Cycles Required	Cycles Endured
AE26R163060			
N4903LP	Up	25000	25000
N4904LP	Up	25000	25000
N4905LP	Up	25000	25000
N4906LP	Up	25000	25000
N4907LP	Up	25000	25000
N4908LP	Down	25000	25000
N4909LP	Down	25000	25000
N4910LP	Down	25000	25000
N4911LP	Down	25000	25000
N4912LP	Down	25000	25000

RESULTS OF TESTS (cont'd)

Lumen Maintenance Measurements at 25°C after 3000 H ours of Life (Life Test Operated at 25°C)

Intertek Sample No.	Base Orientation	Luminous Flux (Lumens)	Initial Lumens Retained (%)
AE26R163060			
N4893LP	Base Up	166.2	101.5
N4894LP	Base Up	168.1	103.1
N4895LP	Base Up	168.1	103.0
N4896LP	Base Up	167.3	102.0
N4897LP	Base Up	166.6	102.3
Average	Base Up	167.3	102.4
N4898LP	Base Down	163.1	101.9
N4899LP	Base Down	166.7	102.9
N4900LP	Base Down	167.3	102.0
N4901LP	Base Down	168.6	103.2
N4902LP	Base Down	168.7	104.8
Average	Base Down	166.9	103.0
Average	All Samples	167.1	102.7

Lumen Maintenance Measurements at 25°C after 3000 H ours of Life (Life Test Operated at 25°C)

Intertek Sample No.	Base Orientation	CIE 76' Chromaticity Coordinate (u')	CIE 76' Chromaticity Coordinate (v')	Δ CIE 76' Chromaticity Coordinate (u')	Δ CIE 76' Chromaticity Coordinate (v')
AE26R163060					
N4893LP	Base Up	0.249	0.525	0.000	0.000
N4894LP	Base Up	0.249	0.524	0.000	0.000
N4895LP	Base Up	0.248	0.524	0.000	0.000
N4896LP	Base Up	0.249	0.525	0.000	0.000
N4897LP	Base Up	0.249	0.525	0.000	0.000
Average	Base Up	0.249	0.524	0.000	0.000
N4898LP	Base Down	0.250	0.526	0.001	0.000
N4899LP	Base Down	0.249	0.525	0.000	0.000
N4900LP	Base Down	0.248	0.523	0.000	0.000
N4901LP	Base Down	0.248	0.523	0.000	0.000
N4902LP	Base Down	0.248	0.523	-0.001	-0.002
Average	Base Down	0.249	0.524	0.000	0.000
Average	All Samples	0.249	0.524	0.000	0.000

RESULTS OF TESTS (cont'd)

Lumen Maintenance Measurements at 25°C after 6000 H ours of Life (Life Test Operated at 25°C)

Intertek Sample No.	Base Orientation	Luminous Flux (Lumens)	Initial Lumens Retained (%)
AE26R163060			
N4893LP	Base Up	167.1	102.0
N4894LP	Base Up	169.2	103.7
N4895LP	Base Up	165.1	101.2
N4896LP	Base Up	167.9	102.4
N4897LP	Base Up	166.4	102.2
Average	Base Up	167.1	102.3
N4898LP	Base Down	166.4	104.0
N4899LP	Base Down	167.4	103.3
N4900LP	Base Down	169.0	103.0
N4901LP	Base Down	171.2	104.8
N4902LP	Base Down	169.1	105.0
Average	Base Down	168.6	104.1
Average	All Samples	167.9	103.2

Lumen Maintenance Measurements at 25°C after 6000 H ours of Life (Life Test Operated at 25°C)

Intertek Sample No.	Base Orientation	CIE 76' Chromaticity Coordinate (u')	CIE 76' Chromaticity Coordinate (v')	Δ CIE 76' Chromaticity Coordinate (u')	Δ CIE 76' Chromaticity Coordinate (v')
AE26R163060					
N4893LP	Base Up	0.247	0.525	-0.002	0.000
N4894LP	Base Up	0.247	0.524	-0.001	0.000
N4895LP	Base Up	0.247	0.524	-0.001	-0.001
N4896LP	Base Up	0.247	0.525	-0.002	0.000
N4897LP	Base Up	0.247	0.525	-0.002	-0.001
Average	Base Up	0.247	0.524	-0.002	0.000
N4898LP	Base Down	0.248	0.526	-0.001	0.001
N4899LP	Base Down	0.247	0.525	-0.002	0.000
N4900LP	Base Down	0.246	0.524	-0.002	0.001
N4901LP	Base Down	0.246	0.523	-0.002	0.000
N4902LP	Base Down	0.248	0.525	-0.002	0.000
Average	Base Down	0.247	0.525	-0.002	0.000
Average	All Samples	0.247	0.524	-0.002	0.000

RESULTS OF TESTS (cont'd)

Lumen Maintenance Measurements at 25°C after 12500 Hours of Life (Life Test Operated at 25°C)

Intertek Sample No.	Base Orientation	Luminous Flux (Lumens)	Initial Lumens Retained (%)
AE26R163060			
N4893LP	Base Up	TBD	TBD
N4894LP	Base Up	TBD	TBD
N4895LP	Base Up	TBD	TBD
N4896LP	Base Up	TBD	TBD
N4897LP	Base Up	TBD	TBD
Average	Base Up	TBD	TBD
N4898LP	Base Down	TBD	TBD
N4899LP	Base Down	TBD	TBD
N4900LP	Base Down	TBD	TBD
N4901LP	Base Down	TBD	TBD
N4902LP	Base Down	TBD	TBD
Average	Base Down	TBD	TBD
Average	All Samples	TBD	TBD

Lumen Maintenance Measurements at 25°C after 12500 Hours of Life (Life Test Operated at 25°C)

Intertek Sample No.	Base Orientation	CIE 76' Chromaticity Coordinate (u')	CIE 76' Chromaticity Coordinate (v')	Δ CIE 76' Chromaticity Coordinate (u')	Δ CIE 76' Chromaticity Coordinate (v')
AE26R163060					
N4893LP	Base Up	TBD	TBD	TBD	TBD
N4894LP	Base Up	TBD	TBD	TBD	TBD
N4895LP	Base Up	TBD	TBD	TBD	TBD
N4896LP	Base Up	TBD	TBD	TBD	TBD
N4897LP	Base Up	TBD	TBD	TBD	TBD
Average	Base Up	TBD	TBD	TBD	TBD
N4898LP	Base Down	TBD	TBD	TBD	TBD
N4899LP	Base Down	TBD	TBD	TBD	TBD
N4900LP	Base Down	TBD	TBD	TBD	TBD
N4901LP	Base Down	TBD	TBD	TBD	TBD
N4902LP	Base Down	TBD	TBD	TBD	TBD
Average	Base Down	TBD	TBD	TBD	TBD
Average	All Samples	TBD	TBD	TBD	TBD

Pictures (not to scale)



CONCLUSION

The results tabulated in this report are representative of the actual test samples submitted for this report only. The data is provided to the client for further evaluation. Compliance to the referenced specification requirements was not determined in this report.

In Charge Of Tests:

Handwritten signature of Jeffrey Davis.

Jeffrey Davis
Associate Engineer
Lighting Division

Report Reviewed By:

Handwritten signature of Jacki Swiernik.

Jacki Swiernik
Project Engineer
Lighting Division

Attachment: None